

Istruzioni generali per i fornitori di Allegion per completare la procedura 8D in Prism

Dopo aver effettuato l'accesso viene visualizzata questa schermata con solo le procedure 8D relative ai team di cui si fa parte.

Allegion Global 8D - Windows Internet Explorer

https://www.global8d.com/cgi-bin/allegion/owa/cgi/frm/MainMenu.Body

Allegion Global 8D

Hello, Dale Goldsby. [Sign Out](#)
Help Desk: (989) 835-9252 or support@global8d.com

Main Menu | [All My 8Ds](#) | [Search for 8Ds](#)

Tools

- Create a New 8D
- 8D Numbers: [View](#)
- My Settings
- Allegion Templates and Reference Materials
- Provide Feedback
- My PrismPortal.net Account
- Hidden Broadcast Messages (0)

Broadcast Messages

IMPORTANT: PLEASE READ FIRST [Hide this Message](#)

Welcome to this fully functional pilot of Global 8D. As you use the system, please be aware that you can customize certain behaviors and access additional functionality by using the "My Settings" link available in the "Tools" section of the Main Menu.

Global 8D can be further customized based on the specific needs of your company. Should your company decide to move forward with this software, Prism will help define any necessary additions such as custom 8D classification fields, specific reporting requirements, and more.

If you have any questions while using this pilot version, please contact Paul Arends at 989-430-8366.
(Message issued on 17-Mar-2014, expires on 17-Mar-2015.)

My 8Ds

Limited to the 10 most recently updated 8Ds where you are on the team. [View All My 8Ds](#) to see your full list.

8D #	Title	8D Status	Complete through	Last Update
1270	test by dale	Open		12-Aug-2014
1271	tes	Open		17-Jul-2014
1267	Oberg. L583-049 604, Damaged Deformed	Open		25-Jun-2014
1263	JARONG, 29-242 678 S KD C. Stains	Open		29-May-2014
1259	Metro Plastics 23836448 Molding flash	Open	D8	29-May-2014
1261	Trial 8D for Oberg Mexico	Open		29-May-2014
1260	Trial 8D for KEMX	Open	D7	29-May-2014
1255	Trial D0 with Jiarong **Viewable by Team only**	Completed (D0-only)	n/a	29-May-2014
1264	Test for Training **Viewable by Team only**	Open		23-May-2014
1262	trial 8D for Transmatic	Open		19-May-2014

Internet | Protected Mode: Off | 100% | 8:04 AM

Per la procedura comprensiva esclusivamente della fase D0 l'e-mail che riceve il fornitore ha la seguente indicazione nella parte superiore:

⚠ Questa procedura 8D comprensiva esclusivamente della fase D0 indica un difetto riscontrato in parti fornite ad Allegion. È necessario attuare azioni di contenimento per il materiale nell'intera linea di fornitura di Allegion e tali azioni di contenimento devono essere verificate. Le azioni di contenimento e le relative verifiche devono essere documentate. Una volta completate e verificate le azioni di contenimento non occorrono ulteriori interventi correttivi.

I fornitori sono responsabili di attuare azioni di contenimento sulle scorte in azienda, risolverli e correggerli, se necessario. Occorre infine documentare le procedure messe in atto nella sezione degli allegati della procedura D0. Una volta completate e documentate le azioni di contenimento è possibile utilizzare la funzione Email Team (Invia e-mail al team) per inviare una notifica ad Allegion.

The screenshot displays the Allegion 8D system interface in a web browser. The main title is "3005 - QUAD GRAPHICS 24508517 Wrong cut". A warning message at the top states: "⚠ This D0-only 8D indicates a defect found in parts supplied to Allegion. All material in the supply line to Allegion must be contained and that containment must be verified. This containment and verification should be documented below. No further correction is required once containment is complete and verified." Below this, the "Status" section shows "8D Status: Open as of 01-Dec-2016 by Lilliana Pérez" with buttons for "Expand to Full 8D" and "Change 8D Status". The left sidebar contains a navigation menu with options like "General & D0 Information", "Team", "Attachments", "8D Log", "8D Detail Report", "Email Team", and "Copy as New 8D". The main content area is divided into sections: "General Information and D0 Information" (with fields for 8D Title, Last Updated, Opened, Lead Site, 8D Type, Major Category, and Vendor), "Cross References" (showing "None"), and "D0 Information" (including an "Issue Description" and an "Action Description" table). The "Action Description" table lists three actions: "1 - Review material at the production line", "2 - Purge of material", and "3 - Notify to supplier", all marked as "(Complete)". A note at the bottom of the D0 section reads: "*Please review your material and establish a containment action to avoid this condition".

General Information and D0 Information	
8D Title:	QUAD GRAPHICS 24508517 Wrong cut
Last Updated:	01-Dec-2016 by Lilliana Pérez
Opened:	01-Dec-2016 by Lilliana Pérez
Lead Site:	Ensenada, Mexico
8D Type:	Vendor
Major Category:	Miscellaneous
Vendor:	QUAD GRAPHICS

D0 Information	
Issue Description: In production area were found pieces wrong cut (see picture attached). Reported on 15-Oct-16	
Action Description Ensenada:	
1 - Review material at the production line	(Complete)
2 - Purge of material	(Complete)
3 - Notify to supplier	(Complete)

*Please review your material and establish a containment action to avoid this condition

8D

Per la procedura 8D completa si applica quanto segue:

- Allegion è responsabile del completamento delle fasi D0, D1 e D2 entro 2 giorni lavorativi dall'apertura della procedura 8D.
- Il fornitore è responsabile dell'aggiunta dei dettagli nelle fasi da D3 a D8. La fase finale deve essere conclusa entro 60 giorni dal completamento della fase D2.
 - Nel sistema è possibile allegare immagini, file PDF, Word, Excel, ecc.
- Al completamento di ogni fase il fornitore deve chiudere la fase nella procedura 8D.
- Vedere di seguito per sapere come si chiude una fase e si passa a quella successiva nella procedura 8D.

Fare clic su Change D-Step Status (Modifica stato fase D).

2107 - ADVANCED, A700-057, DIMENSIONAL

Status

Target Dates 0

General Information

D0 - Symptom & Response 0

D1 - Team 7

D2 - Problem 1

D3 - Containment

D4 - Cause & Escape 4

D5 - Define Correction 2

D6 - Implement Correction 2

D7 - Prevent Recurrence 2

D8 - Recognition 1

Attachments 7

Assignments 0

8D Log 12

8D Detail Report [options]

Email Team

Copy as New 8D

8D Status: Open as of 18-Jan-2016 by Alan Morales [Change 8D Status](#)

D-Step Status: Complete through D8 as of 02-Jun-2016 by Paul Ekstrom [Change D-Step Status](#)

D3 - Develop Interim Containment Actions

Interim Containment Actions (ICA) [Add an Interim Containment Action](#)

	Verified	Implemented	Validated	Removed	
Parts are being labeled as is and all parts being labeled at customer Parts with deformity are being sorted	27-Apr-2016	31-Mar-2016	30-May-2016	30-May-2016	View/Edit

Attachments [Edit](#)

None.

Usare il menu a discesa per cambiare lo stato della fase.

Change D-Step Status

Current D-Step Status: Complete through D4

New D-Step Status:

Comments: *These will be included in the log entry and cannot be edited once saved.*

Advance to:

- Complete through D5
- Complete through D6
- Complete through D7
- Complete through D8

Revert to:

- Complete through D3
- Complete through D2
- D2 not yet complete

☐ Display the Log Entry for this action on the 8D Detail Report.

☐ After saving, help me compose an email to the Team and/or others.

[Save and Return](#) [Cancel](#)

Fare clic su Save and Return (Salva e torna).

Allegion Global 8D: 8D #1270 - Windows Internet Explorer
 https://www.global8d.com/cgi-bin/allegion/owa.cgi/frm8DDetail.Body?psG8DID=1270&psTopDisplay=5&psDisplay=3&psX=20140813080504

1270 - test by dale [Exit]

Status
 8D Status: Open as of 17-Jul-2014 by Dale Goldsby [Change 8D Status]
 D-Step Status: D2 not yet complete [Change D-Step Status]

D0 - Prepare for the G8D Process [Add a Symptom]

Symptoms
 Bolt hole diameter undersize-see detail description [View/Edit]

Emergency Response Actions (ERA) [Add an Emergency Response Action]

	Verified	Implemented	Removed	
reject the lot	24-Oct-2013	24-Oct-2013	No	[View/Edit]

Attachments [Edit]

Description	Type	Size	Attached by	Date	
general36.jpg	JPG	42 KB	Dale Goldsby	12-Aug-2014	[View] [Download]

8D Detail Report [options]
 Email Team

PROMEMORIA:
 Utilizzare il pulsante Email Team (Invia e-mail al team) per inviare una notifica ad Allegion in merito alle modifiche e ai dati inseriti.

Done Internet | Protected Mode: Off 100% 8:05 AM

Allegion Global 8D: 8D #1270 - Windows Internet Explorer
 https://www.global8d.com/cgi-bin/allegion/owa.cgi/frmSymptom.Body?psG8DID=1270&psSymptomID=1&psX=20140813080523

D0 - Symptom Detail

Symptom Statement: (REQUIRED)
 Give a one-line description of this symptom.
 Bolt hole diameter undersize-see detail description

Symptom Description/Quantification:
 Describe this Symptom in detail. Be sure to provide quantification (specific, measurable data) that describes the magnitude of this Symptom. Include when and where the data was collected. If quantification is provided in an attached file, it should be summarized and referenced here.
 Drawing 123456, section AA-12, the 1.25mm +/- .25mm diameter holes is measuring .85-.95mm on 4 of 25 pieces sampled in Lot 14-9, received October 14, 2013 at the Faux Plant.
 Parts were measured using gage pins.

[Save and Return] [Delete] [Cancel]

Descrizione del difetto

Done Internet | Protected Mode: Off 100% 8:05 AM

Allegion Global 8D: 8D #1270 - Windows Internet Explorer
 https://www.global8d.com/cgi-bin/allegion/owa/cgi/frm8DDetail.Body?psG8DID=1270&psTopDisplay=5&psDisplay=4&psX=20140813080523

1270 - test by dale [Exit]

Status
 8D Status: Open as of 17-Jul-2014 by Dale Goldsby [Change 8D Status]
 D-Step Status: D2 not yet complete [Change D-Step Status]

D1 - Establish the Team
 To send email to a team member, click their email address. [Add a Team Member]

Team Role	Name	Email Address	Phone Number	
Leader	Joe Engineer	Not specified.		[View/Edit]
Member	Dale Goldsby	dale.goldsby@allegion.com	(317) 810-3085	[View/Edit]
Member	sally plantworker	Not specified.		[View/Edit]
Member	tom teammember	Not specified.		[View/Edit]

* Individual does not have an active PrismPortal.net account.
 Contact information may be unconfirmed or out-of-date.

Attachments [Edit]

Allegion inserisce i membri del team.

Se un fornitore desidera aggiungere o cambiare i membri è necessario contattare tramite e-mail o telefono la persona di Allegion che ha aperto la procedura 8D.

Done
 Internet | Protected Mode: Off
 8:06 AM

Allegion Global 8D: 8D #1270 - Windows Internet Explorer
 https://www.global8d.com/cgi-bin/allegion/owa/cgi/frm8DDetail.Body?psG8DID=1270&psTopDisplay=5&psDisplay=5&psX=20140813080603

1270 - test by dale [Exit]

Status
 8D Status: Open as of 17-Jul-2014 by Dale Goldsby [Change 8D Status]
 D-Step Status: D2 not yet complete [Change D-Step Status]

D2 - Describe the Problem
 Problem Statement: [Edit]
 1.25mm hole is oversize.

Problem Description:
 Drawing 123456, section AA-12, the 1.25mm +/- .25mm diameter holes is measuring .80-.95mm on 4 of 25 pieces sampled in Lot 14-9, received October 14, 2013 at the Faux Plant.
 Parts were measured using gage pins.
 1000 parts on hold pending certification from vendor

Attachments [Edit]

Description	Type	Size	Attached by	Date	
Warehouse Floor Signals WEB.jpg	JPG	102 KB	Dale Goldsby	12-Aug-2014	[View] [Download]

Allegion è responsabile del completamento della fase D2 (descrizione dettagliata) e del passaggio alla fase D3 entro 2 giorni lavorativi dall'apertura della procedura 8D.

Done
 Internet | Protected Mode: Off
 8:07 AM

Allegion Global 8D: 8D #1270 - Windows Internet Explorer
https://www.global8d.com/cgi-bin/allegion/owa/cgi/frm8DDetail.Body?psG8DID=1270&psTopDisplay=5&psDisplay=6&psX=20140813080700

1270 - test by dale

Status

General Information
D0 - Symptom & Response
D1 - Team
D2 - Problem
D3 - Containment
D4 - Cause & Escape
D5 - Define Correction
D6 - Implement Correction
D7 - Prevent Recurrence
D8 - Recognition
Attachments
8D Log

8D Detail Report [options]
Email Team

8D Status: Open as of 17-Jul-2014 by [Dale Goldsby](#) [Change 8D Status](#)
D-Step Status: D2 not yet complete [Change D-Step Status](#)

D3 - Develop Interim Containment Actions
Interim Containment Actions (ICA) [Add an Interim Containment Action](#)

	Verified	Implemented	Validated	Removed	
ship to offsite warehouse for sort	17-Oct-2013	17-Oct-2013	17-Oct-2013	No	View/Edit

Attachments [Edit](#)
None.

Attività di contenimento realizzata dal fornitore.
Sono richiesti dettagli specifici, come ad esempio
quantità e metodo.

Done Internet | Protected Mode: Off 100% 8:07 AM

Allegion Global 8D: 8D #1270 - Windows Internet Explorer
https://www.global8d.com/cgi-bin/allegion/owa/cgi/frm8DDetail.Body?psG8DID=1270&psDisplay=7&psX=20140813080912

1270 - test by dale

Status

General Information
D0 - Symptom & Response
D1 - Team
D2 - Problem
D3 - Containment
D4 - Cause & Escape
D5 - Define Correction
D6 - Implement Correction
D7 - Prevent Recurrence
D8 - Recognition
Attachments
8D Log

8D Detail Report [options]
Email Team

8D Status: Open as of 17-Jul-2014 by [Dale Goldsby](#) [Change 8D Status](#)
D-Step Status: D2 not yet complete [Change D-Step Status](#)

D4 - Define and Verify Root Cause and Escape Point
Root Causes [Add a Root Cause](#)

	Verified	Contribution	
bad gage	No		View/Edit

Escape Points [Add an Escape Point](#)

	Verified	
OP 300, drill hole CNC #455	No	View/Edit

Attachments [Edit](#)
None.

Done Internet | Protected Mode: Off 100% 8:09 AM

Allegion Global 8D: 8D #1270 - Windows Internet Explorer
https://www.global8d.com/cgi-bin/allegion/owa.cgi/frmRootCause.Body?psG8DID=1270&psRootCauseID=1&psX=20140813080912

D4 - Root Cause Detail

Root Cause Statement: (REQUIRED)
Give a one-line description of this Root Cause.
bad gage

Root Cause Description:
If necessary, describe this Root Cause in detail.
gage # 1234 for 1.25mm hole, was found damaged, causing it pass undersize parts as good.

Verification Description:
What was done to verify that this Root Cause actually contributed to the D2 Problem, and what were the results?
correct calibrated gage pins found suspect parts to be undersize as described by Allegion.
gage #1234 was verified by our gage lab as damaged and worn to allow up to .20mm undersize parts to be accepted as good.

Date this Root Cause was successfully verified:

Percent Contribution:
What percent of the D2 Problem is attributed to this Root Cause? %

Associated Escape Points:
To which Escape Point(s) is this Root Cause associated?

Done Internet | Protected Mode: Off 100% 8:09 AM

Più dettagli possibili sulla causa principale del guasto/problema e sul punto della sua mancata individuazione.

Allegion Global 8D: 8D #1270 - Windows Internet Explorer
https://www.global8d.com/cgi-bin/allegion/owa.cgi/frmEscapePoint.Body?psG8DID=1270&psEscapePointID=2&psX=20140813080912

D4 - Escape Point Detail

Escape Point Statement: (REQUIRED)
Give a one-line description of this Escape Point.
OP 300, drill hole CNC #455

Escape Point Description:
If necessary, describe this Escape Point in detail.
this is the only operation for this hole on this part

Verification Description:
What was done to verify the accuracy of this Escape Point, and what were the results?

Date this Escape Point was successfully verified:

Associated Root Causes:
To which Root Cause(s) is this Escape Point associated?
bad gage ☒

Done Internet | Protected Mode: Off 100% 8:09 AM

Allegion Global 8D: 8D #1270 - Windows Internet Explorer
 https://www.global8d.com/cgi-bin/allegion/owa/cgi/frm8DDetail.Body?psG8DD=1270&psDisplay=8&psX=20140813081653

1270 - test by dale [Exit]
Status
 8D Status: Open as of 17-Jul-2014 by Dale Goldsby [Change 8D Status]
 D-Step Status: D2 not yet complete [Change D-Step Status]

D5 - Define and Verify Permanent Corrective Actions
Permanent Corrective Actions (PCA) [Add a Permanent Corrective Action]
 For Root Cause: bad gage Verified
 poke-a-yoke added to part holder 04-Nov-2013 [View/Edit]
 For Escape Point: OP 300, drill hole CNC #455 Verified
 poke-a-yoke added to part holder 04-Nov-2013 [View/Edit]

Attachments [Edit]

Description	Type	Size	Attached by	Date	V
xspraycastorm04.jpg	JPG	81 KB	Dale Goldsby	13-Aug-2014	
gage-pinBig.jpg	JPG	243 KB	Dale Goldsby	13-Aug-2014	

Immagini, documenti e piani di controllo aiutano a spiegare l'azione correttiva. È possibile aggiungere qualsiasi tipo di documento.

Fare clic su Edit (Modifica) e caricare il file.

Allegion Global 8D: 8D #1270 - Windows Internet Explorer
 https://www.global8d.com/cgi-bin/allegion/owa/cgi/frmPermanentCorrectiveAction.Body?psOpenedViaDisplay=8&psG8DD=1270&psActionID=3&psX=20140813081653

D5/D6 - Permanent Corrective Action Detail

Define and Verify (D5)
 Associated Root Causes/Escape Points: (REQUIRED - SELECT ONE OR MORE)
 Which Root Cause(s) or Escape Point(s) is this Action intended to address?
 Root Cause bad gage ☒
 Escape Point OP 300, drill hole CNC #455 ☒
 Action Statement: (REQUIRED)
 Give a one-line description of this Action.
 poke-a-yoke added to part holder
 Action Description:
 If necessary, describe this Action in detail.
 after OP455 the parts will be loaded on fixture#55345, with gage pin mounted in it, this will only allow parts that are not undersize to be loaded on fixture. even if gage fails the fixture will prevent parts from transferring to next operation.
 Verification Description:
 Before implementation, what was done to verify the effectiveness of this Action and what were the results?
 the undersize parts tested on fixture, will not fit

Allegion Global 8D: 8D #1270 - Windows Internet Explorer
https://www.global8d.com/cgi-bin/allegion/owa.cgi/frm8DDetail.Body?psG8DD=1270&psTopDisplay=5&psDisplay=9&psX=20140813081653

1270 - test by dale

Status

General Information
D0 - Symptom & Response
D1 - Team
D2 - Problem
D3 - Containment
D4 - Cause & Escape
D5 - Define Correction
D6 - Implement Correction
D7 - Prevent Recurrence
D8 - Recognition
Attachments
8D Log

8D Detail Report [options]
Email Team

8D Status: Open as of 17-Jul-2014 by Dale Goldsby
D-Step Status: D2 not yet complete

D6 - Implement and Validate Permanent Corrective Actions

Permanent Corrective Actions (PCA)
For Root Cause: bad gage
poke-a-yoke added to part holder
For Escape Point: OP 300, drill hole CNC #455
poke-a-yoke added to part holder

Implemented Validated
05-Nov-2013 13-Nov-2013
05-Nov-2013 13-Nov-2013

Attachments
None

È necessario indicare le date di tutte le attività.

Done Internet | Protected Mode: Off 100% 8:17 AM

Allegion Global 8D: 8D #1270 - Windows Internet Explorer
https://www.global8d.com/cgi-bin/allegion/owa.cgi/frm8DDetail.Body?psG8DD=1270&psDisplay=10&psX=20140813082104

1270 - test by dale

Status

General Information
D0 - Symptom & Response
D1 - Team
D2 - Problem
D3 - Containment
D4 - Cause & Escape
D5 - Define Correction
D6 - Implement Correction
D7 - Prevent Recurrence
D8 - Recognition
Attachments
8D Log

8D Detail Report [options]
Email Team

8D Status: Open as of 17-Jul-2014 by Dale Goldsby
D-Step Status: D2 not yet complete

D7 - Prevent Recurrence

Prevent Recurrence Actions (within the control of the team)
For Root Cause: bad gage
all drilled holes for Allegion products reviewed, Fixtures on order for 3 more parts see details
Recommendations (outside the control of the team)
Not specified

Implemented
10-Dec-2013

Attachments
Description Type Size Attached by Date V
xspcraystorm04.jpg JPG 81 KB Dale Goldsby 13-Aug-2014

Done Internet | Protected Mode: Off 100% 8:21 AM

Allegion Global 8D: 8D #1270 - Windows Internet Explorer
 https://www.global8d.com/cgi-bin/allegion/owa/cgi/frmPreventAction.Body?psG8DID=1270&psActionID=4&psX=20140813082104

D7 - Prevent Recurrence Action Detail

Associated Root Causes/Escape Points: (REQUIRED - SELECT ONE OR MORE)
Which Root Cause(s) or Escape Point(s) is this Action intended to address?

Root Cause	bad gage	<input checked="" type="checkbox"/>
Escape Point	OP 300, drill hole CNC #455	<input type="checkbox"/>

Action Statement: (REQUIRED)
Give a one-line description of this Action.
 all drilled holes for Allegion products reviewed, Fixtures on order for 3 more parts see details

Action Description:
If necessary, describe this Action in detail.
 Part 122334, hole #6, Part 66988 and Part 44555 all have similar operations and same controls. Fixtures ordered for all these parts. Control plans and PFMEAs updated

Rationale:
If necessary, describe why this Action is expected to successfully prevent the D2 Problem and similar problems.

Date this Action was Implemented: 10-Dec-2013

Allegion Global 8D: 8D #1270 - Windows Internet Explorer
 https://www.global8d.com/cgi-bin/allegion/owa/cgi/frm8DDetail.Body?psG8DID=1270&psDisplay=11&psX=20140813082320

1270 - test by dale

Status

8D Status: Open as of 17-Jul-2014 by Dale Goldsby [Change 8D Status](#)
 D-Step Status: D2 not yet complete [Change D-Step Status](#)

D8 - Recognize Team and Individual Contributions

Recognition [Add a Recognition Entry](#)

Each team member recieved a ribbon and a write up in the company news letter [Edit](#)
 Dale Goldsby
 17-Dec-2013

Attachments [Edit](#)

Description	Type	Size	Attached by	Date	
good job gold ribbon T.png	PNG	57 KB	Dale Goldsby	13-Aug-2014	View Download
newsletter clip art1.jpg	JPG	13 KB	Dale Goldsby	13-Aug-2014	View Download

8D Log

8D Detail Report [options]
 Email Team







Allegion Global 8D: 8D #1270 - Windows Internet Explorer
https://www.global8d.com/cgi-bin/allegion/owa/cgi/frm8DDetail.Body?psG8DID=1270&psTopDisplay=5&psDisplay=13&psX=20140813082320

1270 - test by dale [Exit](#)

Status

8D Status: Open as of 17-Jul-2014 by [Dale Goldsby](#) [Change 8D Status](#)
D-Step Status: D2 not yet complete [Change D-Step Status](#)

Attachments [Edit](#)

D \	Description	Type	Size	Attached by	Date		
D0	general36.jpg		JPG	42 KB	Dale Goldsby	12-Aug-2014	View Download
D2	Warehouse Floor Signals WEB.jpg		JPG	102 KB	Dale Goldsby	12-Aug-2014	View Download
D5	xspcraystorm04.jpg		JPG	81 KB	Dale Goldsby	13-Aug-2014	View Download
D5	gage-pinBig.jpg		JPG	243 KB	Dale Goldsby	13-Aug-2014	View Download
D7	xspcraystorm04.jpg		JPG	81 KB	Dale Goldsby	13-Aug-2014	View Download
D8	good job gold ribbon T.png		PNG	57 KB	Dale Goldsby	13-Aug-2014	View Download

General Information
D0 - Symptom & Response
D1 - Team
D2 - Problem
D3 - Containment
D4 - Cause & Escape
D5 - Define Correction
D6 - Implement Correction
D7 - Prevent Recurrence
D8 - Recognition

Attachments
8D Log
8D Detail Report [options]
Email Team

Internet | Protected Mode: Off 100% 8:23 AM

La sezione degli allegati indica tutti i documenti e le immagini caricati.

Membro