

# Algemene instructies voor Allegion-verkopers om 8D's in Prism in te vullen.

Als u inlogt, ziet u dit scherm met de 8D's waar uw team lid van is.

The screenshot displays the Allegion Global 8D web application. At the top, there is a navigation bar with the Allegion logo and the text 'GLOBAL8D'. Below this, a 'Main Menu' section includes options like 'All My 8Ds' and 'Search for 8Ds'. A 'Tools' sidebar on the left contains links for 'Create a New 8D', '8D Number: [input] View', 'My Settings', 'Allegion Templates and Reference Materials', 'Provide Feedback', and 'My PrismPortal.net Account'. The main content area features a 'Broadcast Messages' section with an important notice and a 'My 8Ds' table.

**Tools**

- Create a New 8D
- 8D Number:
- My Settings
- Allegion Templates and Reference Materials
- Provide Feedback
- My PrismPortal.net Account
- Hidden Broadcast Messages (0)

**Broadcast Messages**

**IMPORTANT: PLEASE READ FIRST**

Welcome to this fully functional pilot of Global 8D. As you use the system, please be aware that you can customize certain behaviors and access additional functionality by using the "My Settings" link available in the "Tools" section of the Main Menu.

Global 8D can be further customized based on the specific needs of your company. Should your company decide to move forward with this software, Prism will help define any necessary additions such as custom 8D classification fields, specific reporting requirements, and more.

If you have any questions while using this pilot version, please contact Paul Arends at 989-430-8366.  
(Message issued on 17-Mar-2014, expires on 17-Mar-2015.)

**My 8Ds**

Limited to the 10 most recently updated 8Ds where you are on the team. [View All My 8Ds](#) to see your full list.

8D #	Title	8D Status	Complete through	Last Update
1270	test by dale	Open		12-Aug-2014
1271	tes	Open		17-Jul-2014
1267	Oberg. L583-049 604, Damaged Deformed	Open		25-Jun-2014
1263	JARONG, 29-242 678 S KD C, Stains	Open		29-May-2014
1259	Metro Plastics 23836448 Molding flash	Open	D8	29-May-2014
1261	Trial 8D for Oberg Mexico	Open		29-May-2014
1260	Trial 8D for KEMX	Open	D7	29-May-2014
1255	Trial D0 with Jiarong **Viewable by Team only**	Completed (D0-only)	n/a	29-May-2014
1264	Test for Training **Viewable by Team only**	Open		23-May-2014
1262	trial 8D for Transmatic	Open		19-May-2014

De email die de verkoper ontvangt bevat de volgende melding (uitsluitend voor D0)

**In deze 8D (uitsluitend D0) wordt aangegeven dat het er een defect is gevonden in de onderdelen die door Allegion zijn geleverd Alle materiaal in de levering van Allegion moet bewaard en geverifieerd worden. Deze informatie moet hieronder worden beschreven. Er is geen verdere correctie vereist als alle informatie is ingevuld en geverifieerd is.**

Verkopers zijn verantwoordelijk voor de voorraad en moeten deze sorteren en wijzigen als dit nodig is. Die informatie moet worden vastgelegd in de bijlagen van de D0. Nadat de informatie volledig is vastgelegd, kunt u de functie 'e-mail team' gebruiken om Allegion op de hoogte te stellen.

The screenshot displays the Allegion 8D system interface in Internet Explorer. The browser address bar shows the URL: <https://www.global8d.com/7psG8DID=3005&psTopDisplay=5&psDisplay=1.8&px=1480&py=1953111>. The page title is "3005 - QUAD GRAPHICS 24508517 Wrong cut".

The main content area includes a warning message: "This D0-only 8D indicates a defect found in parts supplied to Allegion. All material in the supply line to Allegion must be contained and that containment must be verified. This containment and verification should be documented below. No further correction is required once containment is complete and verified." Below this, a status box indicates "This is a D0-only 8D" and "8D Status: Open as of 01-Dec-2016 by Liliana Pérez".

The "General & D0 Information" section is expanded, showing the following details:

- 8D Title:** QUAD GRAPHICS 24508517 Wrong cut
- Last Updated:** 01-Dec-2016 by Liliana Pérez
- Opened:** 01-Dec-2016 by Liliana Pérez
- Lead Site:** Ensenada, Mexico
- 8D Type:** Vendor
- Major Category:** Miscellaneous
- Vendor:** QUAD GRAPHICS

The "Cross References" section shows "None". The "D0 Information" section includes an "Issue Description": "In production area were found pieces wrong cut (see picture attached). Reported on 15-Oct-16". It also lists "Action Description Ensenada" with three actions, all marked as "(Complete)":

- 1.- Review material at the production line (Complete)
- 2.- Purge of material (Complete)
- 3.- Notify to supplier (Complete)

A note at the bottom states: "\*Please review your material and establish a containment action to avoid this condition".

The interface also features a left-hand navigation menu with options like "Team", "Attachments", "8D Log", "8D Detail Report", "Email Team", and "Copy as New 8D". A red arrow points from the text above to the "Email Team" option in the menu.

## 8D

Voor volledige 8D's geldt het volgende;

- Allegion is verantwoordelijk voor het invullen van D0, D1 en D2 binnen 2 werkdagen na het openen van de 8D
- De leverancier is verantwoordelijk voor het invoeren van gegevens in elke stap van D3 tot en met D8. Afronden binnen 60 dagen na het invullen van D2.
  - Afbeeldingen, PDF-, Word-, Excelbestanden etc., kunnen worden bijgevoegd.
- Elke stap die wordt afgerond, moet de leverancier in 8D afsluiten.
- Hieronder staat beschreven hoe u een stap in 8D kunt afsluiten en verder kunt gaan

Klik op 'Change D-Step Status' (Status D-stap veranderen).

The screenshot shows the Allegion Global 8D interface. The main header is '2107 - ADVANCED, A700-057, DIMENSIONAL'. The 'Status' section shows '8D Status: Open as of 18-Jan-2016 by Alan Morales' and 'D-Step Status: Complete through D8 as of 02-Jun-2016 by Paul Ekstrom'. A callout box points to the 'Change D-Step Status' button. The 'D3 - Develop Interim Containment Actions' section is active, showing a table of Interim Containment Actions (ICA) with columns for Verified, Implemented, Validated, and Removed. The table contains one row: 'Parts are being labeled as is and all parts being labeled at customer Parts with deformity are being sorted' with dates 27-Apr-2016, 31-Mar-2016, 30-May-2016, and 30-May-2016. There are also 'Attachments' and '8D Log' sections.

Gebruik de keuzelijst om de status te veranderen

The screenshot shows the 'Change D-Step Status' dialog box. The 'Current D-Step Status' is 'Complete through D4'. The 'New D-Step Status' is set to 'Advance to: Complete through D5'. The 'Comments' field contains 'These will be included in'. The 'Revert to:' dropdown is set to 'Complete through D3'. There are checkboxes for 'Display the Log Entry for this action on the 8D Detail Report.' and 'After saving, help me co'. A callout box points to the 'Save and Return' button, with the text 'Klik op 'Save and Return' (Opslaan en Terug)'.

Dit gedeelte moet worden ingevuld door Allegion. Hierin wordt weergegeven welk defect er is gevonden, het onderdeelnummer en foto's of tekeningen

1270 - test by dale

Status: 8D Status: Open as of 17-Jul-2014 by Dale Goldsby  
D-Step Status: D2 not yet complete

General Information

**D0 - Symptom & Response**

D1 - Team  
D2 - Problem  
D3 - Containment  
D4 - Cause & Escape  
D5 - Define Correction  
D6 - Implement Correction  
D7 - Prevent Recurrence  
D8 - Recognition  
Attachments  
8D Log

8D Detail Report [options]  
Email Team

**D0 - Prepare for the G8D Process**

Symptoms: Bolt hole diameter undersize-see detail description

**Emergency Response Actions (ERA)**

	Verified	Implemented	Removed	
reject the lot	24-Oct-2013	24-Oct-2013	No	[View/Edit]

**Attachments**

Description	Type	Size	Attached by	Date	
general36.jpg	JPG	42 KB	Dale Goldsby	12-Aug-2014	[View] [Download]

HERINNERING:  
Met de knop 'Email team' (E-mail team) kunt u Allegion op de hoogte stellen van de wijzigingen die u in de gegevens hebt gemaakt.

**D0 - Symptom Detail**

**Symptom Statement: (REQUIRED)**  
Give a one-line description of this symptom.  
Bolt hole diameter undersize-see detail description

**Symptom Description/Quantification:**  
Describe this Symptom in detail. Be sure to provide quantification (specific, measurable data) that describes the magnitude of this Symptom. Include when and where the data was collected. If quantification is provided in an attached file, it should be summarized and referenced here.  
Drawing 123456, section AA-12, the 1.25mm +/- .25mm diameter holes is measuring .85-.95mm on 4 of 25 pieces sampled in Lot 14-9, received October 14, 2013 at the Faux Plant  
Parts were measured using gage pins.

Save and Return Delete Cancel

Beschrijving van het defect

Allegion Global 8D: 8D #1270 - Windows Internet Explorer  
 https://www.global8d.com/cgi-bin/allegion/owa/cgi/firm8DDetail.Body?psG8DID=1270&psTopDisplay=5&psDisplay=4&psK=20140813080523

**1270 - test by dale** [Exit]

**Status** 8D Status: Open as of 17-Jul-2014 by Dale Goldsby [Change 8D Status]  
 D-Step Status: D2 not yet complete [Change D-Step Status]

**D1 - Establish the Team** [Add a Team Member]

To send email to a team member, click their email address.

Team Role	Name	Email Address	Phone Number	
Leader	Joe Engineer	Not specified.	*	[View/Edit]
Member	Dale Goldsby	dale.goldsby@allegion.com	(317) 810-3085	[View/Edit]
Member	sally plantworker	Not specified.	*	[View/Edit]
Member	tom teammember	Not specified.	*	[View/Edit]

\* Individual does not have an active PrismPortal.net account.  
 Contact information may be unconfirmed or out-of-date.

Attachments [Edit]

8D Detail Report [options]  
 Email Team

Allegion voegt de teamleden toe.  
 Als de leverancier meer of andere leden wil toevoegen, neem dan contact op via e-mail of per telefoon met de contactpersoon van Allegion die de 8D heeft verstrekt.

Done Internet | Protected Mode: Off 100% 8:06 AM

Allegion Global 8D: 8D #1270 - Windows Internet Explorer  
 https://www.global8d.com/cgi-bin/allegion/owa/cgi/firm8DDetail.Body?psG8DID=1270&psTopDisplay=5&psDisplay=5&psK=20140813080603

**1270 - test by dale** [Exit]

**Status** 8D Status: Open as of 17-Jul-2014 by Dale Goldsby [Change 8D Status]  
 D-Step Status: D2 not yet complete [Change D-Step Status]

**D2 - Describe the Problem** [Edit]

**Problem Statement:**  
 1.25mm hole is oversize.

**Problem Description:**  
 Drawing 123456, section AA-12, the 1.25mm +/- .25mm diameter holes is measuring .80-.95mm on 4 of 25 pieces sampled in Lot 14-9, received October 14, 2013 at the Faux Plant.  
 Parts were measured using gage pins.  
 1000 parts on hold pending certification from vendor

Attachments [Edit]

Description	Type	Size	Attached by	Date	
Warehouse Floor Signals WEB.jpg	JPG	102 KB	Dale Goldsby	12-Aug-2014	[View] [Download]

8D Detail Report [options]  
 Email Team

Allegion vult D2 in, de uitgebreide beschrijving, en zal binnen 2 werkdagen naar D3 binnen 2 werkdagen na uitgifte van de 8D.

Done Internet | Protected Mode: Off 100% 8:07 AM

Allegion Global 8D: 8D #1270 - Windows Internet Explorer  
 https://www.global8d.com/cgi-bin/allegion/owa/cgi/frm8DDetail.Body?psG8DID=1270&psTopDisplay=5&psDisplay=6&psX=20140813080700

**1270 - test by dale** [Exit]

**Status** 8D Status: Open as of 17-Jul-2014 by Dale Goldsby [Change 8D Status]  
 D-Step Status: D2 not yet complete [Change D-Step Status]

**D3 - Develop Interim Containment Actions** [Add an Interim Containment Action]

Interim Containment Actions (ICA)	Verified	Implemented	Validated	Removed	
ship to offsite warehouse for sort	17-Oct-2013	17-Oct-2013	17-Oct-2013	No	[View/Edit]

**Attachments** [Edit]  
None.

General Information  
 D0 - Symptom & Response  
 D1 - Team  
 D2 - Problem  
**D3 - Containment**  
 D4 - Cause & Escape  
 D5 - Define Correction  
 D6 - Implement Correction  
 D7 - Prevent Recurrence  
 D8 - Recognition  
 Attachments  
 8D Log

8D Detail Report [options]  
 Email Team

De verkoper beheert de materialen. Gegevens zoals de hoeveelheid en methode zijn vereist.

Done Internet | Protected Mode: Off 100% 8:07 AM

Allegion Global 8D: 8D #1270 - Windows Internet Explorer  
 https://www.global8d.com/cgi-bin/allegion/owa/cgi/frm8DDetail.Body?psG8DID=1270&psDisplay=7&psX=20140813080912

**1270 - test by dale** [Exit]

**Status** 8D Status: Open as of 17-Jul-2014 by Dale Goldsby [Change 8D Status]  
 D-Step Status: D2 not yet complete [Change D-Step Status]

**D4 - Define and Verify Root Cause and Escape Point** [Add a Root Cause]

Root Causes	Verified	Contribution	
bad gage	No		[View/Edit]

**Escape Points** [Add an Escape Point]

Escape Points	Verified	
OP 300, drill hole CNC #455	No	[View/Edit]

**Attachments** [Edit]  
None.

General Information  
 D0 - Symptom & Response  
 D1 - Team  
 D2 - Problem  
 D3 - Containment  
**D4 - Cause & Escape**  
 D5 - Define Correction  
 D6 - Implement Correction  
 D7 - Prevent Recurrence  
 D8 - Recognition  
 Attachments  
 8D Log

8D Detail Report [options]  
 Email Team

Done Internet | Protected Mode: Off 100% 8:09 AM

Allegion Global 8D: 8D #1270 - Windows Internet Explorer  
https://www.global8d.com/cgi-bin/allegion/owa.cgi/fmRootCause.Body?psG8DID=1270&psRootCauseID=1&psX=20140813080912

### D4 - Root Cause Detail

**Root Cause Statement:** (REQUIRED)  
*Give a one-line description of this Root Cause.*  
bad gage

**Root Cause Description:**  
*If necessary, describe this Root Cause in detail.*  
gage # 1234 for 1.25mm hole, was found damaged, causing it pass undersize parts as good.

**Verification Description:**  
*What was done to verify that this Root Cause actually contributed to the D2 Problem, and what were the results?*  
correct calibrated gage pins found suspect parts to be undersize as described by Allegion.  
gage #1234 was verified by our gage lab as damaged and worn to allow up to .20mm undersize parts to be accepted as good.

**Date this Root Cause was successfully verified:**

**Percent Contribution:**  
*What percent of the D2 Problem is attributed to this Root Cause?*  %

**Associated Escape Points:**  
*To which Escape Point(s) is this Root Cause associated?*

Done Internet | Protected Mode: Off 100% 8:09 AM

Zoveel mogelijk details over de wortel van het probleem en de oorzaak

Allegion Global 8D: 8D #1270 - Windows Internet Explorer  
https://www.global8d.com/cgi-bin/allegion/owa.cgi/fmEscapePoint.Body?psG8DID=1270&psEscapePointID=2&psX=20140813080912

### D4 - Escape Point Detail

**Escape Point Statement:** (REQUIRED)  
*Give a one-line description of this Escape Point.*  
OP 300, drill hole CNC #455

**Escape Point Description:**  
*If necessary, describe this Escape Point in detail.*  
this is the only operation for this hole on this part

**Verification Description:**  
*What was done to verify the accuracy of this Escape Point, and what were the results?*

**Date this Escape Point was successfully verified:**

**Associated Root Causes:**  
*To which Root Cause(s) is this Escape Point associated?*  
bad gage

Done Internet | Protected Mode: Off 100% 8:09 AM

Allegion Global 8D: 8D #1270 - Windows Internet Explorer  
 https://www.global8d.com/cgi-bin/allegion/owa.cgi/frm8DDetail.Body?psG8DID=1270&psDisplay=8&psK=20140813081653

**1270 - test by dale** [Exit]

**Status** 8D Status: Open as of 17-Jul-2014 by Dale Goldsby [Change 8D Status]  
 D-Step Status: D2 not yet complete [Change D-Step Status]



**D5 - Define and Verify Permanent Corrective Actions** [Add a Permanent Corrective Action]

**Permanent Corrective Actions (PCA)**

For Root Cause: bad gage **Verified**  
 poke-a-yoke added to part holder 04-Nov-2013 [View/Edit]

For Escape Point: OP 300, drill hole CNC #455 **Verified**  
 poke-a-yoke added to part holder 04-Nov-2013 [View/Edit]

**Attachments** [Edit]

Description	Type	Size	Attached by	Date	V	
xspraycastorm04.jpg		JPG	81 KB	Dale Goldsby	13-Aug-2014	[View] [Download]
gage-pinBig.jpg		JPG	243 KB	Dale Goldsby	13-Aug-2014	[View] [Download]

8D Detail Report [options]  
 Email Team

Done Internet | Protected Mode: Off

Afbeeldingen, documentatie, beheerplannen dragen allemaal bij aan het vaststellen welke oplossing er moet worden toegepast. Elk bestandstype kan als bijlage worden bijgevoegd.

Klik op 'Edit' (bewerken) en upload een bestand.

Allegion Global 8D: 8D #1270 - Windows Internet Explorer  
 https://www.global8d.com/cgi-bin/allegion/owa.cgi/frmPermanentCorrectiveAction.Body?psOpenedViaDisplay=8&psG8DID=1270&psActionID=3&psK=20140813081653

**D5/D6 - Permanent Corrective Action Detail**

**Define and Verify (D5)**

**Associated Root Causes/Escape Points:** (REQUIRED - SELECT ONE OR MORE)  
 Which Root Cause(s) or Escape Point(s) is this Action intended to address?

Root Cause bad gage

Escape Point OP 300, drill hole CNC #455

**Action Statement:** (REQUIRED)  
 Give a one-line description of this Action.  
 poke-a-yoke added to part holder

**Action Description:**  
 If necessary, describe this Action in detail.  
 after OP455 the parts will be loaded on fixture#55345, with a gage pin mounted in it, this will only allow parts that are not undersize to be loaded on fixture. even if gage fails the fixture will prevent parts from transferring to next operation.

**Verification Description:**  
 Before implementation, what was done to verify the effectiveness of this Action and what were the results?  
 the undersize parts tested on fixture, will not fit

Done Internet | Protected Mode: Off 100% 8:17 AM



Allegion Global 8D: 8D #1270 - Windows Internet Explorer  
 https://www.global8d.com/cgi-bin/allegion/owa/cgi/frm8DDetail.Body?psG8DID=1270&psTopDisplay=5&psDisplay=9&psX=20140813081653

**1270 - test by dale** [Exit]

**Status**  
 8D Status: Open as of 17-Jul-2014 by Dale Goldsby [Change 8D Status]  
 D-Step Status: D2 not yet complete [Change D-Step Status]

**D6 - Implement and Validate Permanent Corrective Actions**  
 Permanent Corrective Actions (PCA) [Select Permanent Corrective Actions for Implementation]

For Root Cause: bad gage	Implemented	Validated	
poke-a-yoke added to part holder	05-Nov-2013	13-Nov-2013	[View/Edit]

For Escape Point: OP 300, drill hole CNC #455	Implemented	Validated	
poke-a-yoke added to part holder	05-Nov-2013	13-Nov-2013	[View/Edit]

**Attachments** [Edit]  
None.

General Information  
 D0 - Symptom & Response  
 D1 - Team  
 D2 - Problem  
 D3 - Containment  
 D4 - Cause & Escape  
 D5 - Define Correction  
**D6 - Implement Correction**  
 D7 - Prevent Recurrence  
 D8 - Recognition  
 Attachments  
 8D Log

8D Detail Report [options]  
 Email Team

Internet | Protected Mode: Off  
 100%  
 8:17 AM

Voor alle activiteiten zijn datums vereist

Allegion Global 8D: 8D #1270 - Windows Internet Explorer  
 https://www.global8d.com/cgi-bin/allegion/owa/cgi/frm8DDetail.Body?psG8DID=1270&psDisplay=10&psX=20140813082104

**1270 - test by dale** [Exit]

**Status**  
 8D Status: Open as of 17-Jul-2014 by Dale Goldsby [Change 8D Status]  
 D-Step Status: D2 not yet complete [Change D-Step Status]

**D7 - Prevent Recurrence**  
 Prevent Recurrence Actions (within the control of the team) [Add a Prevent Recurrence Action]

For Root Cause: bad gage	Implemented	
all drilled holes for Allegion products reviewed, Fixtures on order for 3 more parts see details	10-Dec-2013	[View/Edit]

**Recommendations** (outside the control of the team) [Add a Recommendation]  
 Not specified.

**Attachments** [Edit]

Description	Type	Size	Attached by	Date	V
xspcraystorm04.jpg	JPG	81 KB	Dale Goldsby	13-Aug-2014	[View]

[Download]

General Information  
 D0 - Symptom & Response  
 D1 - Team  
 D2 - Problem  
 D3 - Containment  
 D4 - Cause & Escape  
 D5 - Define Correction  
 D6 - Implement Correction  
**D7 - Prevent Recurrence**  
 D8 - Recognition  
 Attachments  
 8D Log

8D Detail Report [options]  
 Email Team

Internet | Protected Mode: Off  
 100%  
 8:21 AM

Allegion Global 8D: 8D #1270 - Windows Internet Explorer  
 https://www.global8d.com/cgi-bin/allegion/owa/cgi/frmPreventAction.Body?psG8DID=1270&psActionID=4&psX=20140813082104

### D7 - Prevent Recurrence Action Detail

**Associated Root Causes/Escape Points:** (REQUIRED - SELECT ONE OR MORE)  
 Which Root Cause(s) or Escape Point(s) is this Action intended to address?

Root Cause	bad gage	<input checked="" type="checkbox"/>
Escape Point	OP 300, drill hole CNC #455	<input type="checkbox"/>

**Action Statement:** (REQUIRED)  
 Give a one-line description of this Action.  
 all drilled holes for Alelgion products reviewed, Fixtures on order for 3 more parts see details

**Action Description:**  
 If necessary, describe this Action in detail.  
 Part 122334, hole #6, Part 66988 and Part 44555 all have simialr operations and same controls. Fixtures ordered for all these parts. Control plasn and PFMEAs updated

**Rationale:**  
 If necessary, describe why this Action is expected to successfully prevent the D2 Problem and similar problems.

Date this Action was Implemented: 10 Dec 2013

Done

Internet | Protected Mode: Off

Allegion Global 8D: 8D #1270 - Windows Internet Explorer  
 https://www.global8d.com/cgi-bin/allegion/owa/cgi/frm8DDetail.8dBody?psG8DID=1270&psDisplay=11&psX=20140813082320

### 1270 - test by dale

**Status**

8D Status: Open as of 17-Jul-2014 by Dale Goldsby [Change 8D Status](#)

D.Step Status: D2 not yet complete [Change D-Step Status](#)

**D8 - Recognize Team and Individual Contributions**

**Recognition** [Add a Recognition Entry](#)

Each team member recieved a ribbon and a write up in the company news letter

Date	Dale Goldsby
	17-Dec-2013

**Attachments** [Edit](#)

Description	Type	Size	Attached by	Date	
good job gold ribbon T.png	PNG	57 KB	Dale Goldsby	13-Aug-2014	<a href="#">View</a> <a href="#">Download</a>
newsletter clip art1.jpg	JPG	13 KB	Dale Goldsby	13-Aug-2014	<a href="#">View</a> <a href="#">Download</a>

Done

Internet | Protected Mode: Off







Allegion Global 8D: 8D #1270 - Windows Internet Explorer  
 https://www.global8d.com/cgi-bin/allegion/owa/cgi/frm8DDetail.Body?psG8DID=1270&psTopDisplay=5&psDisplay=13&psY=20140813082320

**1270 - test by dale** Exit

**Status**

8D Status: Open as of 17-Jul-2014 by Dale Goldsby Change 8D Status  
 D-Step Status: D2 not yet complete Change D-Step Status

**Attachments** Edit

D \	Description	Type	Size	Attached by	Date	
D0	general36.jpg	JPG	42 KB	Dale Goldsby	12-Aug-2014	 <span>View</span> <span>Download</span>
D2	Warehouse Floor Signals WEB.jpg	JPG	102 KB	Dale Goldsby	12-Aug-2014	 <span>View</span> <span>Download</span>
D5	xspcraystorm04.jpg	JPG	81 KB	Dale Goldsby	13-Aug-2014	 <span>View</span> <span>Download</span>
D5	gage-pinBig.jpg	JPG	243 KB	Dale Goldsby	13-Aug-2014	 <span>View</span> <span>Download</span>
D7	xspcraystorm04.jpg	JPG	81 KB	Dale Goldsby	13-Aug-2014	 <span>View</span> <span>Download</span>
D8	good job gold ribbon T.png	PNG	57 KB	Dale Goldsby	13-Aug-2014	 <span>View</span> <span>Download</span>

General Information  
 D0 - Symptom & Response  
 D1 - Team  
 D2 - Problem  
 D3 - Containment  
 D4 - Cause & Escape  
 D5 - Define Correction  
 D6 - Implement Correction  
 D7 - Prevent Recurrence  
 D8 - Recognition

**Attachments**  
 8D Log  
 8D Detail Report [options]  
 Email Team

Internet | Protected Mode: Off 100% 8:23 AM

In het gedeelte 'bijlage' zijn alle bestanden, afbeeldingen, etc. die zijn geüpload.

Lid